

ZOHO 2nd Gen Series

Outdoor LED Pole Lights



100W UB



100W YM



100W SA



100W SF

LED POLE LIGHTS

The New Sleek Look in LED Pole Lights!

Features

- Phillip Chip
- DLC Premium listed
- Up to 130 lumens per watt
- Meanwell HLG Series Driver
- Available in Slip fitter, Straight Arm, U Bracket and Yoke Mount
- Fits any application

Recommended Use

- Security
- Streets / Parking Lots
- Outdoor Basketball / Tennis Courts
- Football Field / School Playground, Stadium
- Wide Open Areas

Advantage

- No UV or IR in the beam
- Easy to install and operate
- Energy saving, long lifespan
- Light is soft and uniform, safe to eyes
- Instant start, NO flickering, NO humming
- Green and eco-friendly without mercury

Input Voltage

- 100-277Vac 50/60Hz
- 480Vac Optional

Qualification



ZOHO 2nd Gen Series



LED POLE LIGHT

Product

PRODUCT NAME	LED ZOHO 2nd Gen Pole Light
SKU #	150001
MODEL #	BLTNSB100W

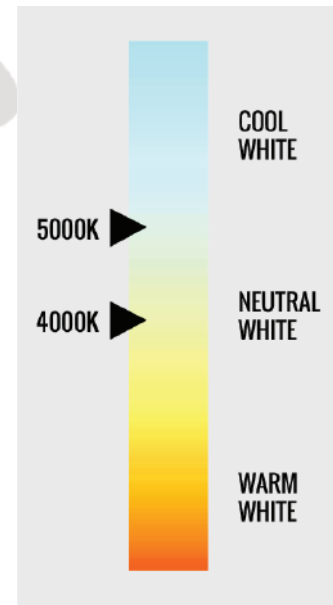
Specifications

COLOR TEMPERATURE	5000K
CCT OPTIONS	4000K & 5700K
LUMEN	12000 - 13500LM
CONSUMPTION	100W
VIEWING ANGLE	150° - 85°
INPUT VOLTAGE	100-277Vac 50/60Hz
DRIVER MODEL	HLG-100-48B (1-10Vdc Dimmer)
POWER FACTOR	>0.9
WATERPROOF RATING	IP65

Fixture Specifications

LED BRAND	Philips Lumileds
LED TYPE	Luxeon 3030 2D (1.5W)
LED QTY	112 PCS
HOUSING	Aluminum Alloy
HOUSING COLOR	Black
OPTIONAL ACCESSORY	Photocell / Surge protector

CORRELATED COLOR TEMPERATURE (CCT)



Others

OPERATING TEMPERATURE	APPLICATION	CRI	BEAM ANGLE	DIMMABLE
-20° TO 45°	Outdoor	>70	150° - 85°	Yes

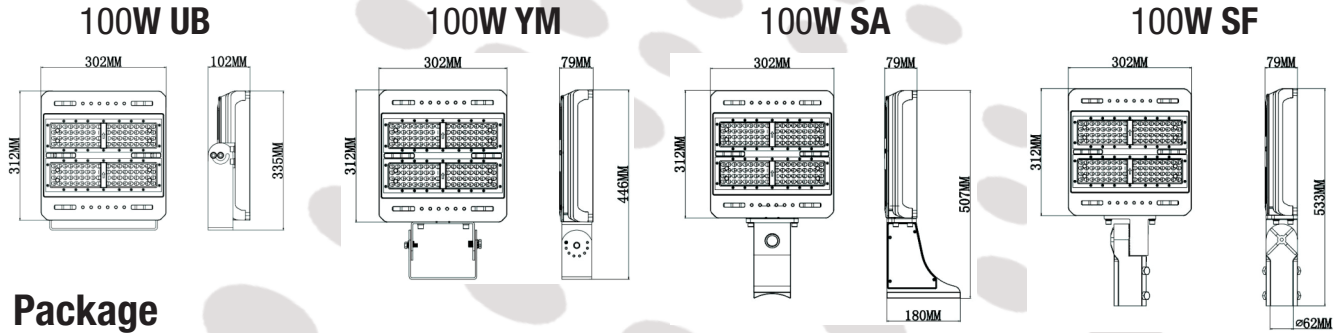
Warranty & Qualification

WARRANTY	UL LISTED	DLC
5-Year Limited	Yes	Yes

ZOHO 2nd Gen Series




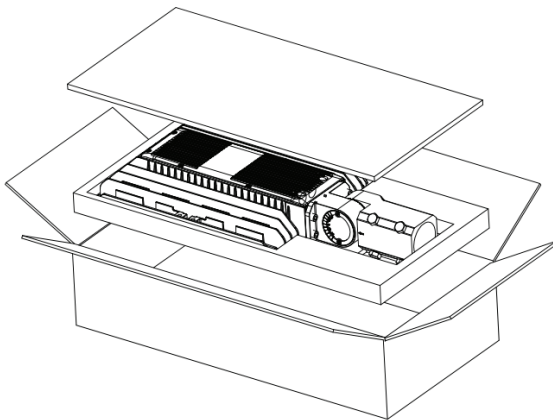
Drawing



Package

	Lamps Net Weight	Size	Qty/Carton	Weight/Carton
Outer Box SF	14.5 lbs	21" x 11.9" x 3.1"	1	16 lbs
Outer Box SA	15 lbs	20" x 11.9" x 7.1"	1	16.5 lbs
Outer Box YM	13.8 lbs	17.6" x 11.9" x 3.1"	1	15 lbs
Outer Box UB	13.8 lbs	13.2" x 11.9" x 4"	1	15 lbs

LED POLE LIGHT



Notice For User

- Please turn off power before install or change assembly parts.
- The input voltage and lamps should be matched, after connecting the power line, Please make sure the wiring section is insulated
- Licensed Electrician Installation ONLY.

ZOHO 2nd Gen Series



Light Distribution Testing Parameters

DATA OF LAMP		PHOTOMETRIC DATA Eff: 129.86 lm/W			
MODEL	Pending	Imax (cd)	6026	S/MH (C0/180)	1.78
NOMINAL POWER (W)	100	LOR (%)	100.0	S/MH (C90/270)	0.76
RATED VOLTAGE (V)	120	TOTAL FLUX (lm)	12951	η UP, DN (C0-180)	0.0, 66.8
NOMINAL FLUX (lm)	12951.4	CIE CLASS	DIRECT	η UP, DN (C180-360)	0.0, 33.2
LAMPS INSIDE	1	η up (%)	0.0	CIBSE SHR NOM	1.25
TEST VOLTAGE (V)	120	η down (%)	100.0	CIBSE SHR MAX	1.35

LED POLE LIGHT

